

COURSE CATALOG

2023-2024 Autumn Semester

International College of UCAS

Index

COURSE CATALOG	1
2023-2024 Autumn Semester.....	1
International College of UCAS	1
General Introduction	3
1. General Degree Requirements for Doctors	3
2. General Degree Requirements for Masters	3
3. General Degree Requirements for MD-PhD Students	3
4. Courses Type	4
5. Rules about courses results	5
6. Course Selection System	5
7. Contact Information	6
How to get your SEP account.....	10

General Introduction

1. General Degree Requirements for Doctors

The requirement of UCAS for Doctor Degree is to get at least 11 credits before graduation. 4 credits should be from two Professional Degree Courses. And students need to take two professional degree courses. But students from institutes need to check out the requirements of your own institutes. Each institute has different requirement of credits. Please contact the Educational Administration of your own institutes first.

2. General Degree Requirements for Masters

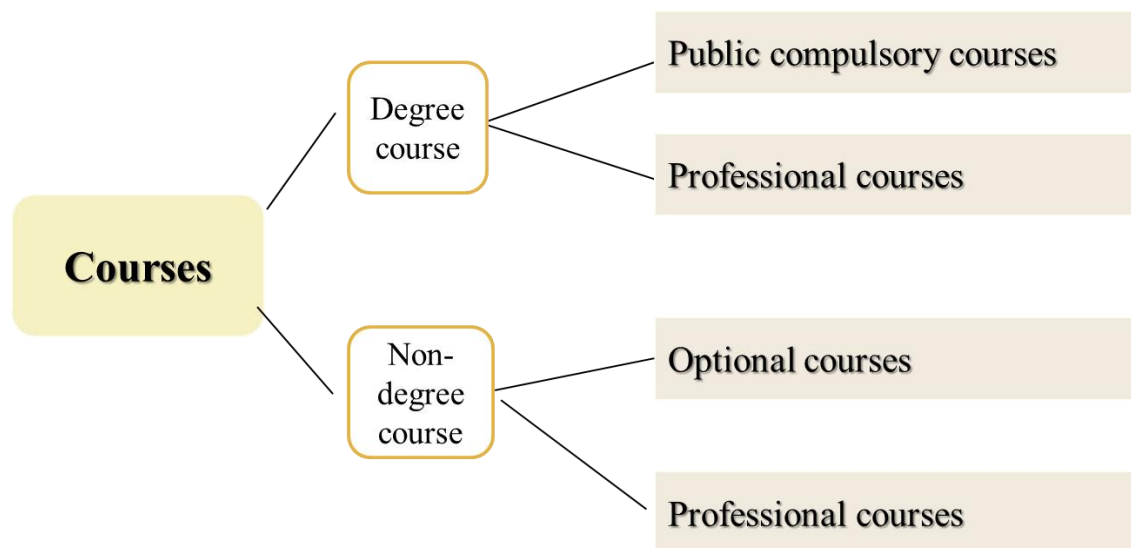
The requirement of UCAS for Masters is to get at least 30 credits before graduation. At least 12 credits should be from Professional Degree Courses. Every master student needs to take at least 2 credits from optional courses.

3. General Degree Requirements for MD-PhD Students

The requirement of UCAS for MD-PhD students is to get at least 38 credits before graduation. 13 credits are from the Public Compulsory courses. At least 16 credits should be from Professional Degree Courses. Every student needs to take at least 2 credits from optional courses.

Types	Public compulsory courses	Optional courses	Professional degree courses	In total
Masters	7 credits	≥2 credits	≥12 credits	≥30 credits
PhD	7 credits	None	≥4 credits and ≥2 courses	≥11 credits
MD-PhD	13 credits	≥2 credits	≥16 credits	≥38 credits

4. Courses Type



Courses are classified as degree courses and non-degree courses.

4.1 Public compulsory courses (7 credits in total)—Degree Courses

- (1) Elementary Chinese 1 (2 credits);
- (2) Elementary Chinese 2 (2 credits);
- (3) China Panorama (2 credits).
- (4) Academic Morality and Writing Norms (1 credits).

These four Public compulsory courses are Degree Courses for all international students. However, we have a rule about **Course Waiver**. Students who can meet one of the conditions can apply for course waiver and will get 6 credits directly (**except Academic Morality and Writing Norms**).

- A. Providing a certificate of HSK Level 3;
- B. Got a bachelor's degree or master's degree which are taught in Chinese.

Students who apply for the course waiver need to enter the website <https://ic-enucas.ac.cn/form/166> and fill in the application form before 28th, September.

4.2 Professional courses—Degree Courses and Non-degree Courses

Professional courses this year in Yuquanlu campus cover several academic areas. If one professional course has several parts, students who select this course need to complete all parts of this course, otherwise s/he may fail the course.

The professional courses can be classified as one of two types: Degree Courses and Non-degree Courses. This final decision of course classification for each student is left to the supervisor, as s/he is in the best position to assess the courses for the graduate programs. If students find the professional courses are totally not related to his/her major and will not help the research for PhD, then these courses can be seen as Non-degree Courses (Optional Courses). If the professional courses will help the research for PhD, then they should be Degree Courses (Compulsory Courses). This classification of one course will be shown on the course selection form and the final score sheet. All the students have two weeks to attend the professional classes and choose them.

4.3 Optional courses—Non-degree Courses

This semester we have 5 optional courses, which should be Non-degree courses.

1. Research Ethics (1 credit);
2. Scientific Writing (1 credit);
3. Public Speaking (1 credit);
4. Characters and Chinese Stories (1 credit);
5. Savoring Chinese Culture through Drama (1 credit)

5. Rules about courses results

Students should drop out of the university under one of the following circumstances:

- 1、 Master candidates who fail two degree courses within one semester and still fail one after relearning the courses, or fail three degree courses during the school years.
- 2、 PhD candidates who fail one degree course and still fail after relearning the course, or fail two courses during their school years.

The Public compulsory courses are all Degree courses.

6. Course Selection System

This course selection system is for students registering courses. Students will receive an email before courses start. Then students will have two weeks to choose the courses and change the courses. Please use the Google Chrome or 360 browsers. Do not choose two courses schedule overlap. After courses starting two weeks, the system will be closed.

Website: <http://ic-courseucas.ac.cn/>

Username and password is your SEP account.

(About how to get your SEP account, please see attachment)

The capacity of every course is limited and first come first select.

Date	Process
Sep.8-Sep.22	Register courses
Sep.18	Courses start
Sep.18-Sep.26	Determine which courses you need to to confirm it and tell the teacher assistant
Jan. 21	Courses end.

7. Contact Information

Education Coordinator for Professional Courses:

- Phone: 010-82689050, Ms. Sophie
- E-mail: hutian@ucas.ac.cn

Education Coordinator for Public Compulsory courses and Optional Courses:

- Phone: 010-69671192, Ms. Yangjing
- E-mail: yangjing7@ucas.ac.cn

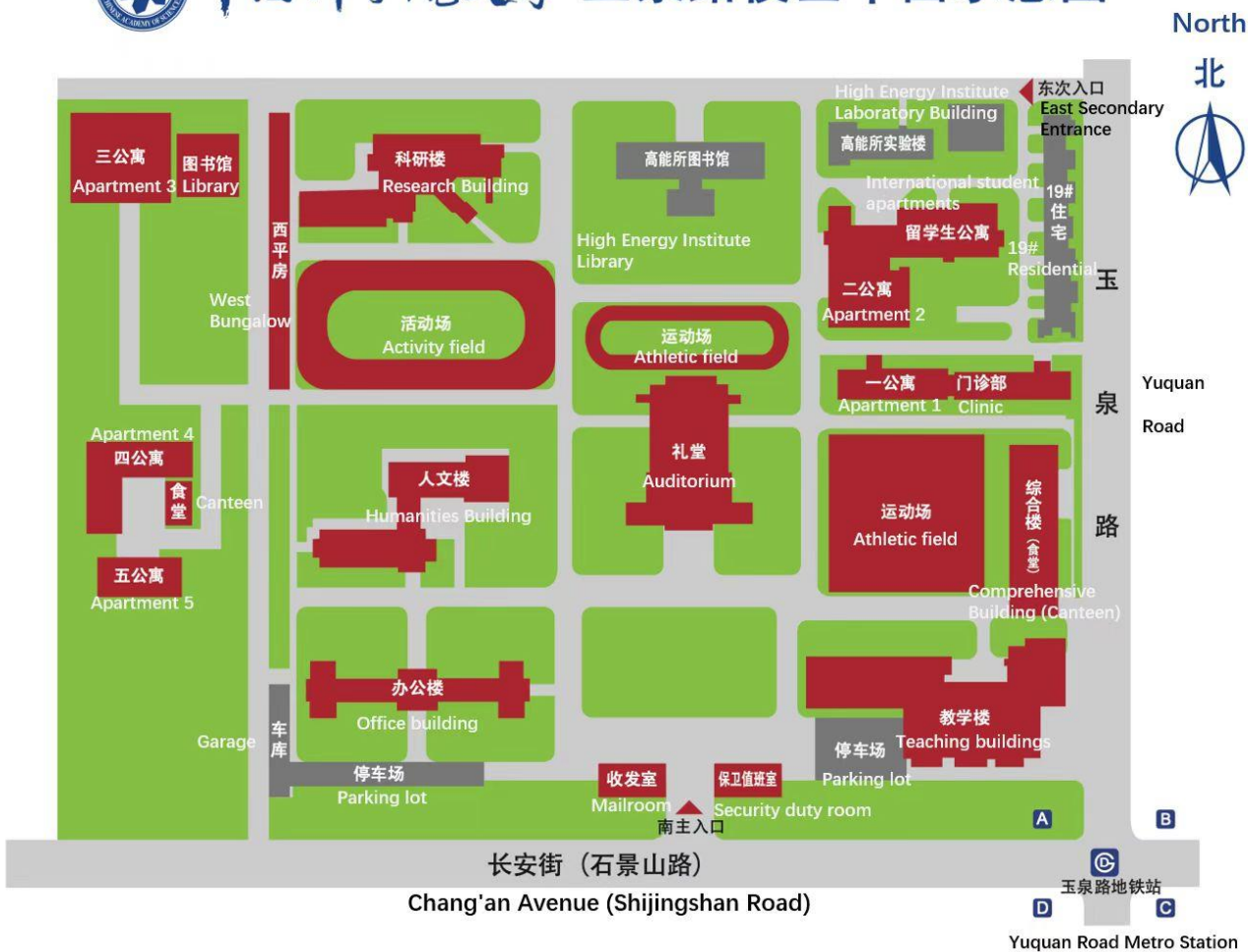
2023—2024 学年秋季学期(Autumn Semester) 校历

年度 Year	2023																	2024		
月份 Month	九月(Sept.)				十月(Oct.)				十一月(Nov.)				十二月(Dec.)				一月(Jan.)			
周次 Week	1	2	3	4	5	6	7	8	9	10	11	12	13	14	15	16	17	18	19	20
星期一 (Mon.)	4	11	18	25	2	9	16	23	30	6	13	20	27	4	11	18	25	1元旦	8	15
星期二 (Tue.)	5	12	19	26	3	10	17	24	31	7	14	21	28	5	12	19	26	2	9	16
星期三 (Wed.)	6	13	20	27	4	11	18	25	1	8	15	22	29	6	13	20	27	3	10	17
星期四 (Thu.)	7	14	21	28	5	12	19	26	2	9	16	23	30	7	14	21	28	4	11	18
星期五 (Fri.)	8	15	22	29 中	6	13	20	27	3	10	17	24	1	8	15	22	29	5	12	19
星期六 (Sat.)	9	16	23	30	7	14	21	28	4	11	18	25	2	9	16	23	30	6	13	20
星期日 (Sun.)	10	17	24	1国庆	8	15	22	29	5	12	19	26	3	10	17	24	31	7	14	21
说明	1、 Courses starts from Sept. 18 th . 2、 All the courses will be finished before Jan. 21 st , 2024, 3、 The Mid-Autumn Festival and National Day holiday lasts from Sept. 29 th –Oct. 6 th .																			

School Timetable in Yuquanlu Campus					
Morning		Afternoon		Night	
Lesson	Time	Lesson	Time	Lesson	Time
1	08:00 — 08:50	5	13:30 — 14:20	9	18:10 — 19:00
2	08:50 — 09:40	6	14:20 — 15:10	10	19:00 — 19:50
3	10:00 — 10:50	7	15:20 — 16:10	11	20:00 — 20:50
4	10:50 — 11:40	8	16:10 — 17:00	12	20:50 — 21:40



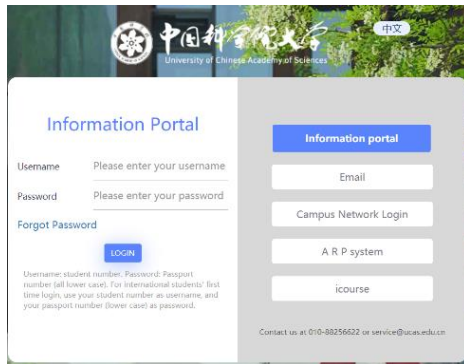
中国科学院大学 玉泉路校区平面示意图



Attachment:

How to get your SEP account

1、 get UCAS email

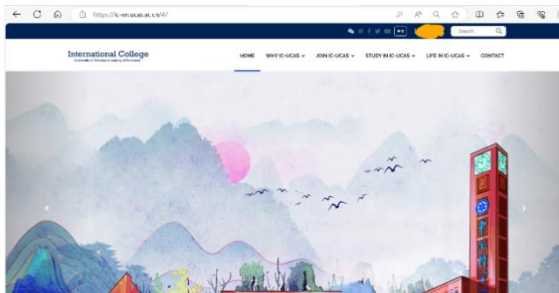


Click on the following website to log in: <https://sep.ucas.ac.cn>

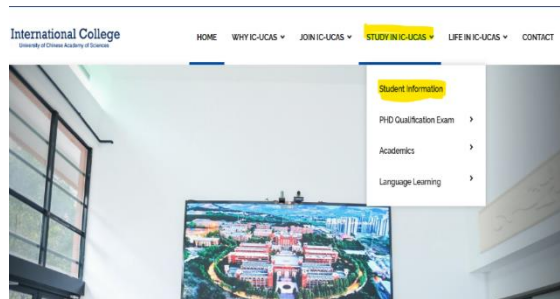
You have two ways to get your email address:

1. Collect from the registration desk;
2. log in to the International College website for independent inquiry.

How to get:



Step 1: Search: <https://ic-en.ucas.ac.cn/#/>



Step 2: Click [STUDY IN IC-UCAS](#)

Step 3: Click [Student information](#)

Student Information Query

 A screenshot of a web form titled 'Student Information Query'. It contains two input fields: 'Passport No.' with a placeholder 'Input passport number' and 'Full Passport Name' with a placeholder 'Input full name on passport'. Below the fields is a red button labeled 'Query student info'.

Step 4: Type your [Passport Name](#) and [Passport Number](#)

Step 5: Now you get your [Email address](#).

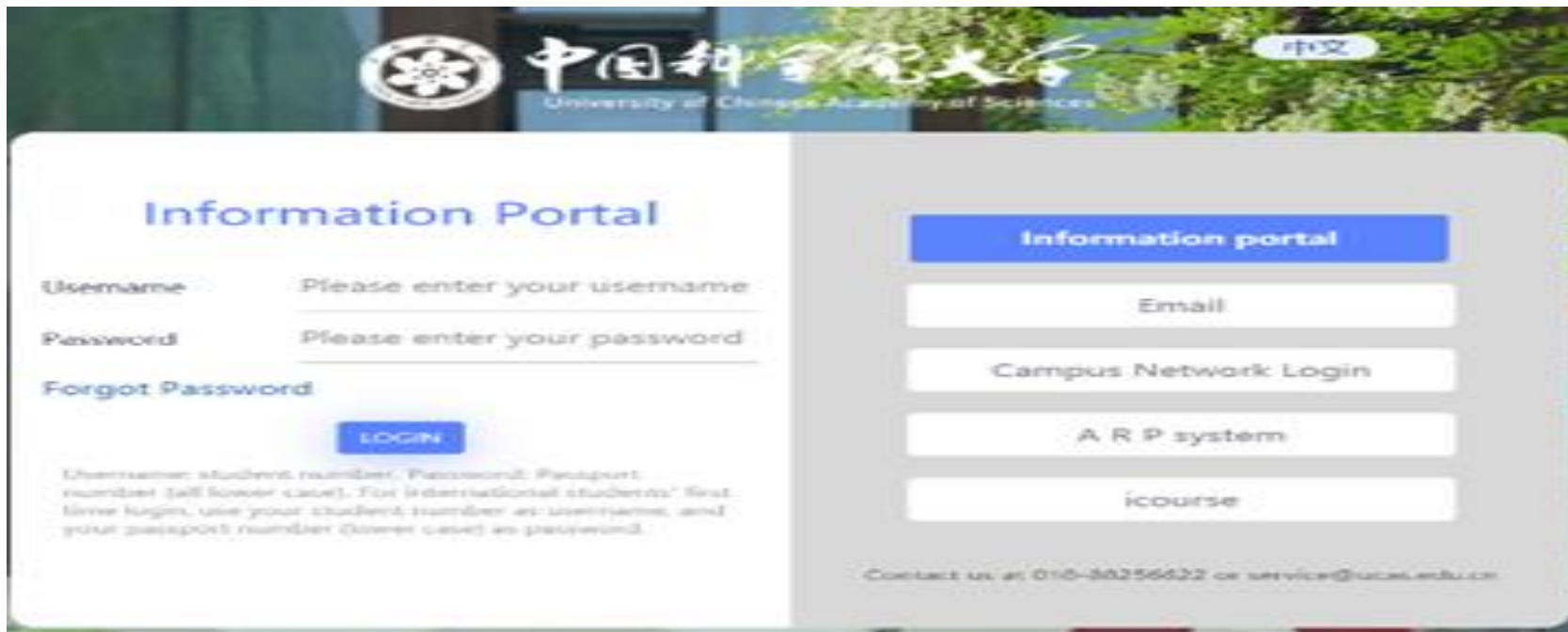
1、 get your sep account

Account: your ucas email

Password: your passport number (all lower case)

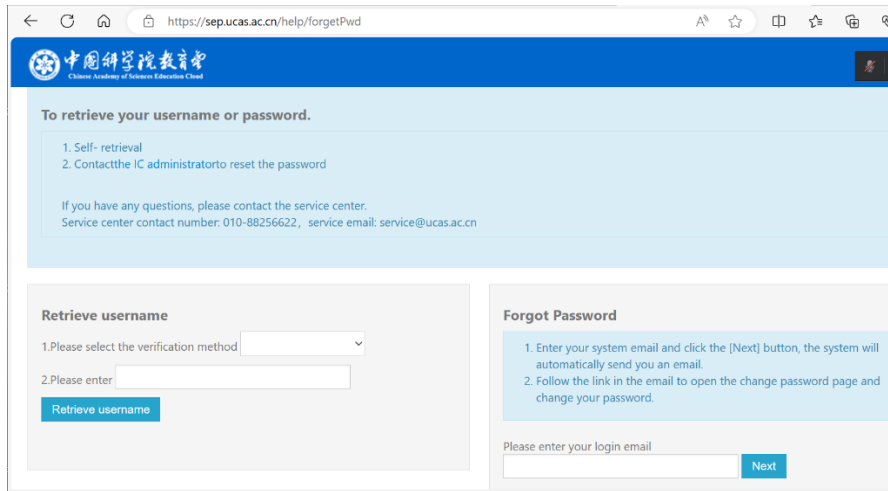
3. What if you cannot login your Sep

First: Click on the following website to log in: <https://sep.ucas.ac.cn>



The image shows the login page for the UCAS Information Portal. At the top, there is a banner with the UCAS logo, the Chinese name '中国科学院大学' (University of Chinese Academy of Sciences), and the English name 'University of Chinese Academy of Sciences'. A '中文' (Chinese) button is visible in the top right corner. The main content area is divided into two columns. The left column, titled 'Information Portal', contains a login form with fields for 'Username' (with the placeholder 'Please enter your username') and 'Password' (with the placeholder 'Please enter your password'). Below these fields is a 'Forgot Password' link and a blue 'LOGIN' button. A note at the bottom of the left column states: 'Username: student number, Password: Passport number (all lower case). For international students' first time login, use your student number as username, and your passport number (lower case) as password.' The right column, which is greyed out, contains a vertical stack of buttons: 'Information portal', 'Email', 'Campus Network Login', 'A R P system', and 'icourse'. At the bottom of the right column, contact information is provided: 'Contact us at 010-80256622 or service@ucas.edu.cn'.

Second: click Forget Password

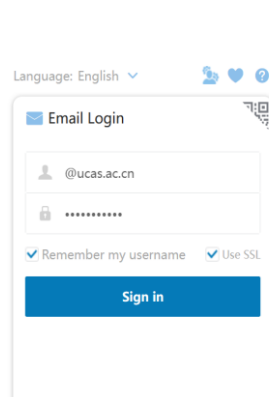


The screenshot shows a web browser window with the URL <https://sepucas.ac.cn/help/forgetPwd>. The page header features the logo of the Chinese Academy of Sciences Education Cloud. The main content area is titled "To retrieve your username or password." and lists two options: "1. Self- retrieval" and "2. Contact the IC administrator to reset the password." Below this, it provides contact information for the service center: "Service center contact number: 010-88256622, service email: service@ucas.ac.cn".

The page is divided into two main sections:

- Retrieve username:** This section contains a dropdown menu for selecting a verification method and a text input field for entering information. A blue "Retrieve username" button is located below the input field.
- Forgot Password:** This section contains instructions: "1. Enter your system email and click the [Next] button, the system will automatically send you an email." and "2. Follow the link in the email to open the change password page and change your password." Below the instructions is a text input field labeled "Please enter your login email" and a blue "Next" button.

Third: in the right side(Forgot Password part), enter your UCAS Email address, then click Next.



The screenshot shows an "Email Login" form. At the top, there is a language selector set to "English" and some utility icons. The form includes:

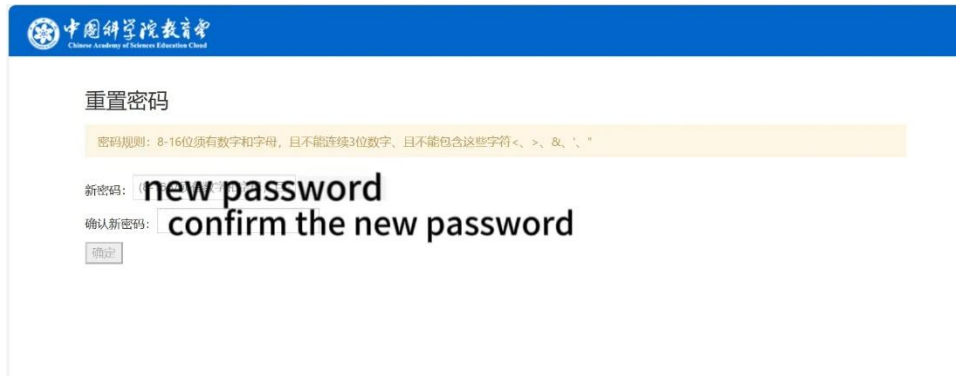
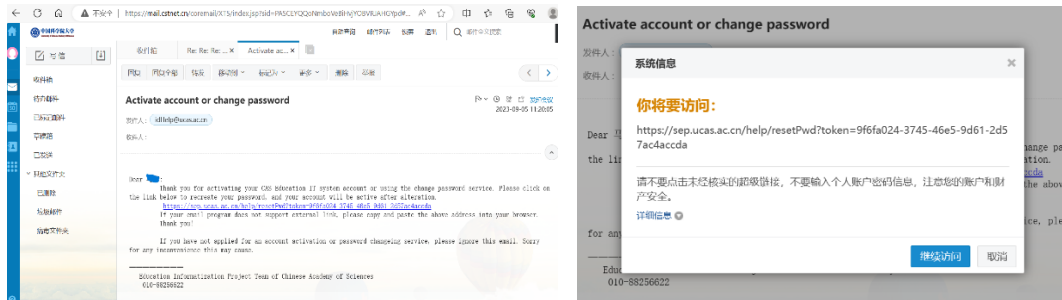
- An email input field with the placeholder text "@ucas.ac.cn".
- A password input field with masked characters "*****".
- Two checked checkboxes: "Remember my username" and "Use SSL".
- A blue "Sign in" button at the bottom.

Forth:

Click on the following website to log in your email: <https://mail.cstnet.cn/>

Fifth:

You will receive an email and click the link, then you will see a popup, click the blue button to continue.



Sixth:

Then you can reset your password, new password should be 8-16 digits long and must include numbers and letters, and cannot be three consecutive digits, cannot include character <、>、&、‘、’

Last: back to <https://sep.ucas.ac.cn> and login with new password.

If you still cannot fix the problem, send email to: service@ucas.ac.cn, tell them your problems with your student number, passport number and your name, they will help you. Then If you still cannot login, pls ask marong@ucas.ac.cn for help.